



Measurement of Technology Facilitated (TF) Violence Against Women and Girls (VAWG)

*A case of the National Survey on Violence in Uganda
2020*

Wednesday, August 30 2023
9th Global Forum on Gender Statistics

Diana Byanjeru
Senior Statistician – Gender & Disability



Contents

- Objective
- Ethical & Safety Considerations
- Definition & Forms of Violence
- Focus on Questions
- Key Findings
- Discussion
- Challenges
- Lessons learnt



Objective

- To provide up to date estimates of indicators on VAWG.
- These assist policy makers and program managers in evaluating and designing programs and strategies for eliminating VAWG in Uganda.



Ethical and Safety Considerations



- The ethical and safety issues were guided by the WHO (2001) recommendations that provide details on actions needed during the planning, implementation and dissemination of surveys involving women experiencing intimate partner violence.
 - For example, as a safety consideration of both the respondents and field team, the survey was introduced to the household with a different title that does not mention domestic violence. The survey name was *“National Survey on women’s health and life experiences”* and this was used on all documents related to the survey.
- Other considerations are detailed in the survey report.



Definition

- For the purposes of the survey, the definition of online Violence Against Women extended to:
 - *“any act of gender-based violence that was committed, assisted or aggravated in part or fully by the use of ICT (mobile phones and smartphones, the Internet, social media platforms or email), against a woman because she is a woman, or affects women disproportionately”.*
- The frequency of the comments or their insulting, obscene or threatening nature is what constituted harassment.



Forms

- Sharing clear images of the women without her consent was the most prevalent form of online harassment reported by eight in every ten women with variation by place of residence.
- This was closely followed by sending women clear unwanted images that they did not ask for reported by seven in every ten women and slightly higher among the rural dwellers.
- Use of unwanted sexually obvious emails or other messages was reported by one in every five women and there is no variation by place of residence.



Forms...

- Offensive advances in social media (Facebook, WhatsApp, Instagram, twitter etc) and other platforms was also reported by one in every five women but is slightly higher in the urban areas.
- The use of hate speech meaning language that degrades, insults, threatens or targets someone based on your gender and/or other traits (such as disability, tribe, religion etc) was also reported by about one in every five women and slightly higher in the rural areas.



Focus of the Questions

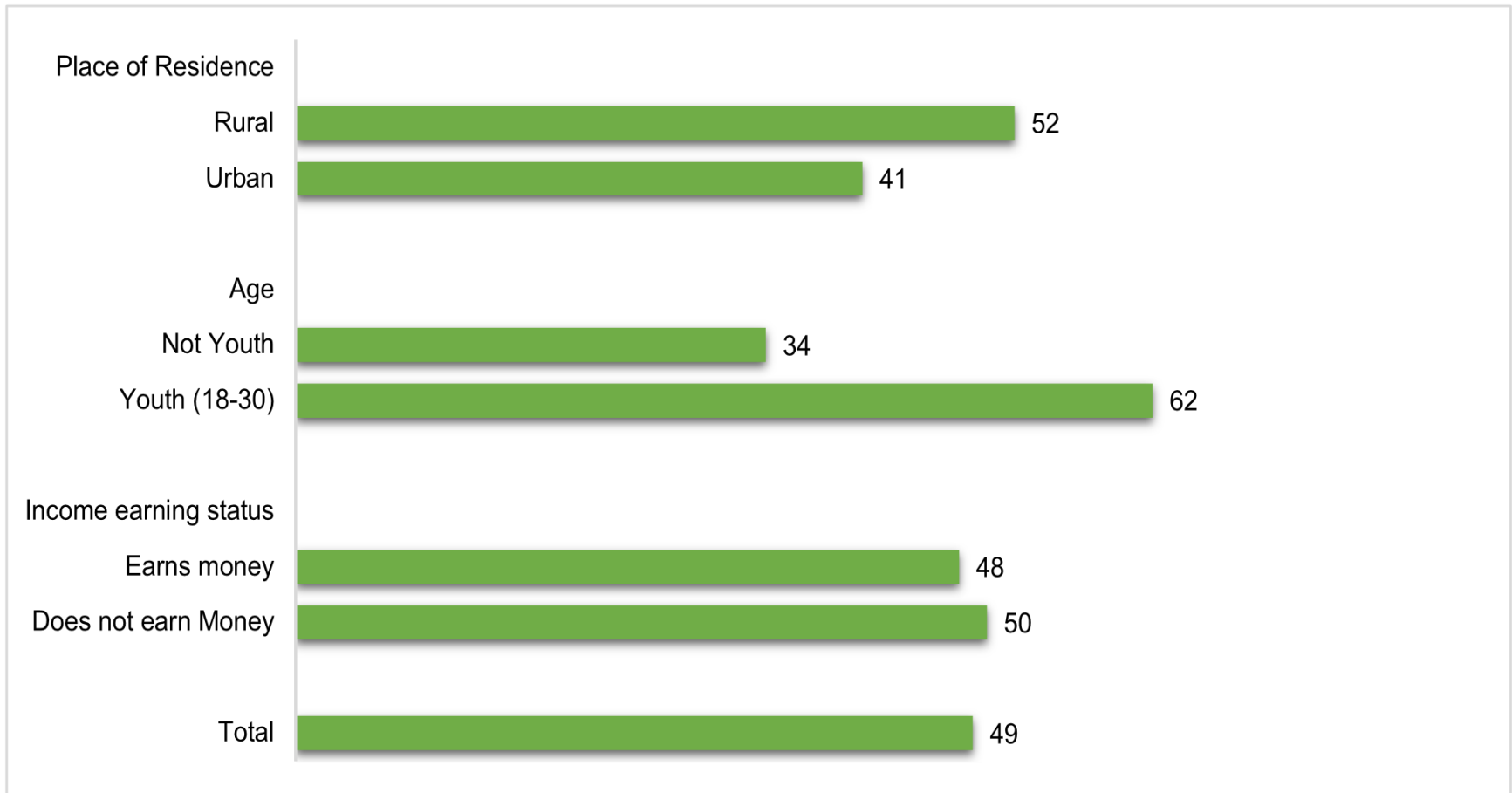
- The respondents' biodata;
- Ownership and use of ICT gadgets;
- Different forms of cyber harassment;
- Involvement in cyber harassment;
- Involvement in cyber harassment by relationship to perpetrator and age group, residential status and earning status



KEY FINDINGS ON TF VAWG



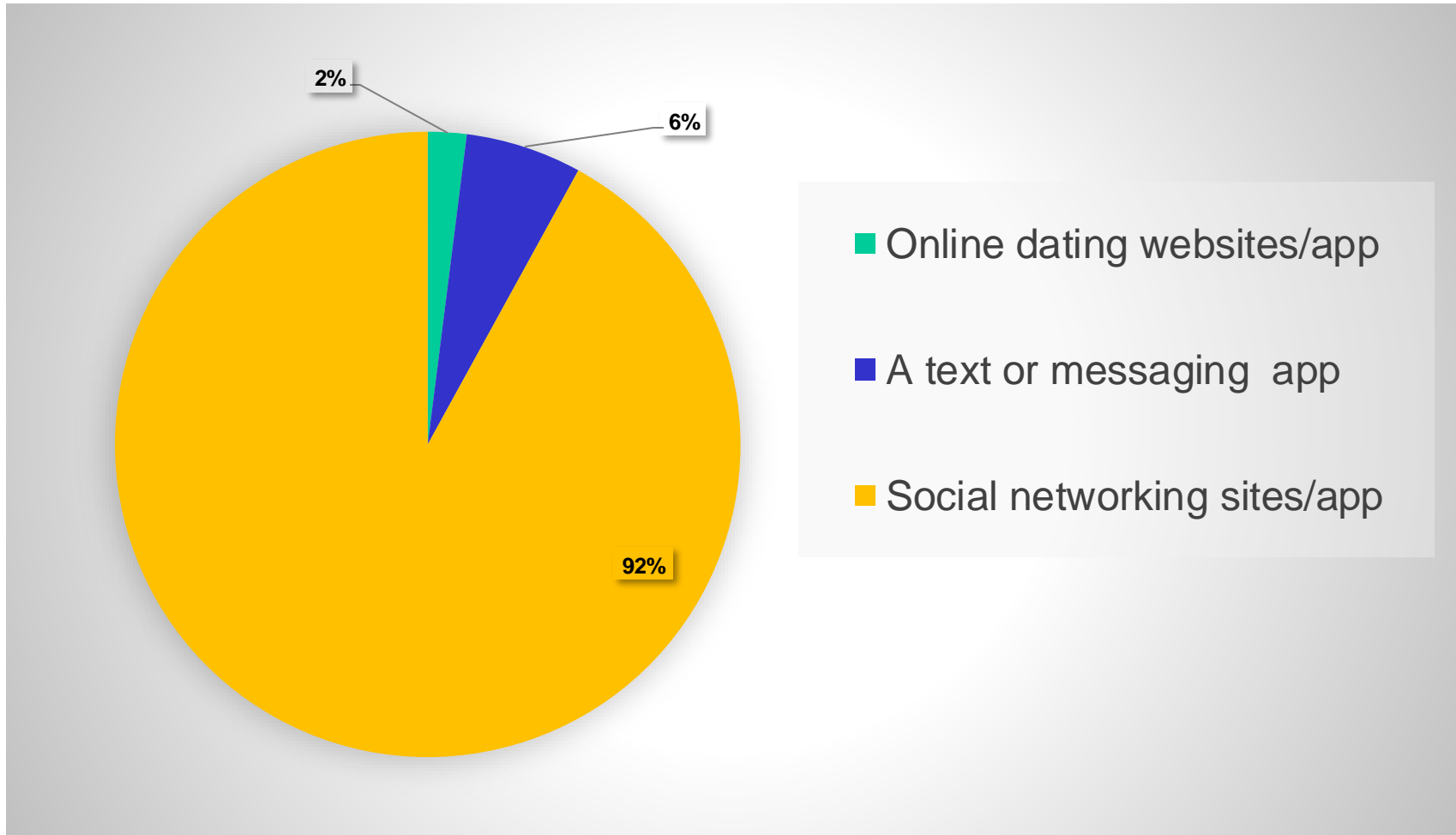
Women reporting that they experienced online harassment by background characteristics (%)



Source: VAWG Survey -2020



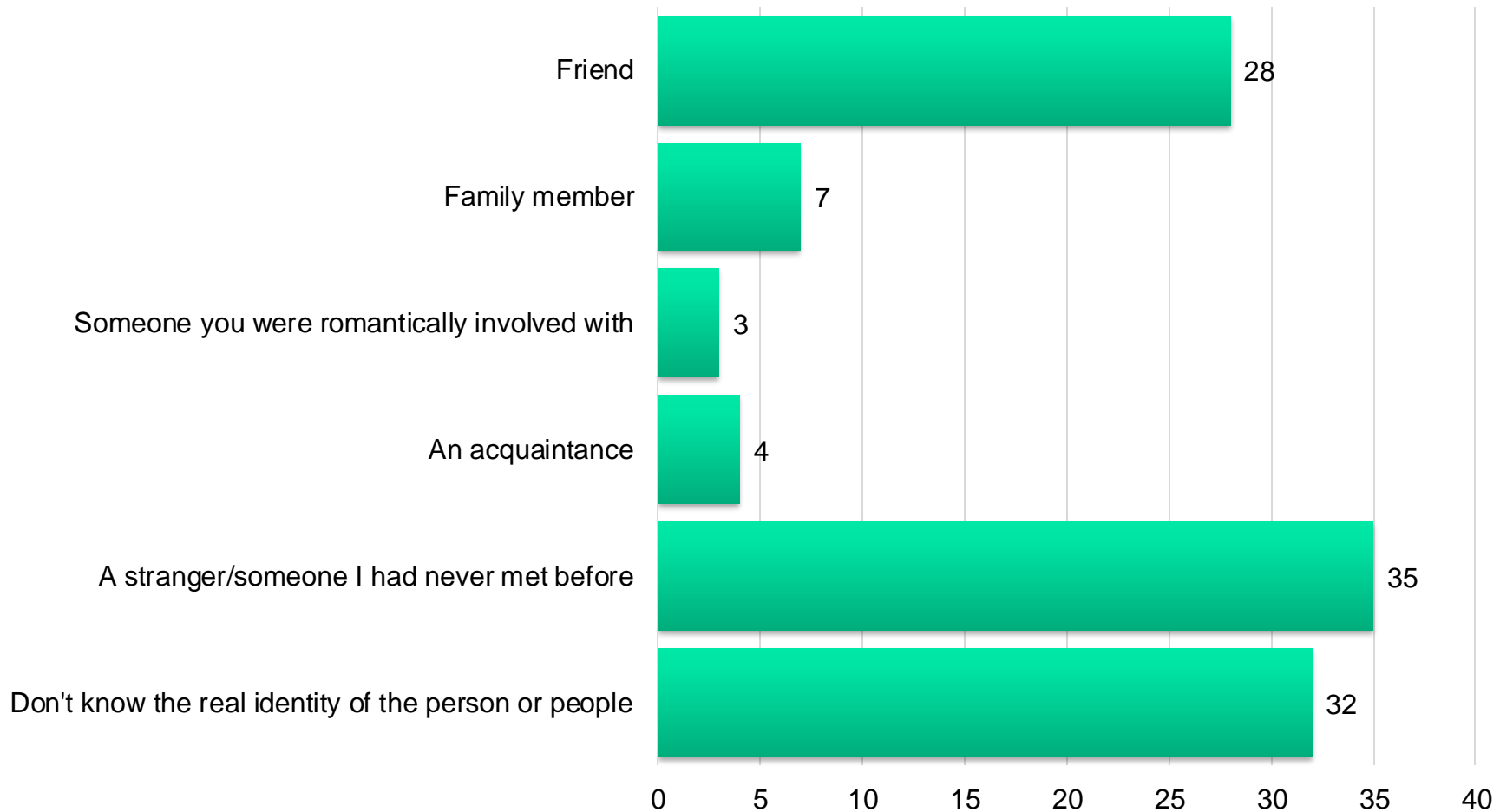
Women who have ever experienced cyber harassment by online environment used (%)



- Online dating websites/app
- A text or messaging app
- Social networking sites/app

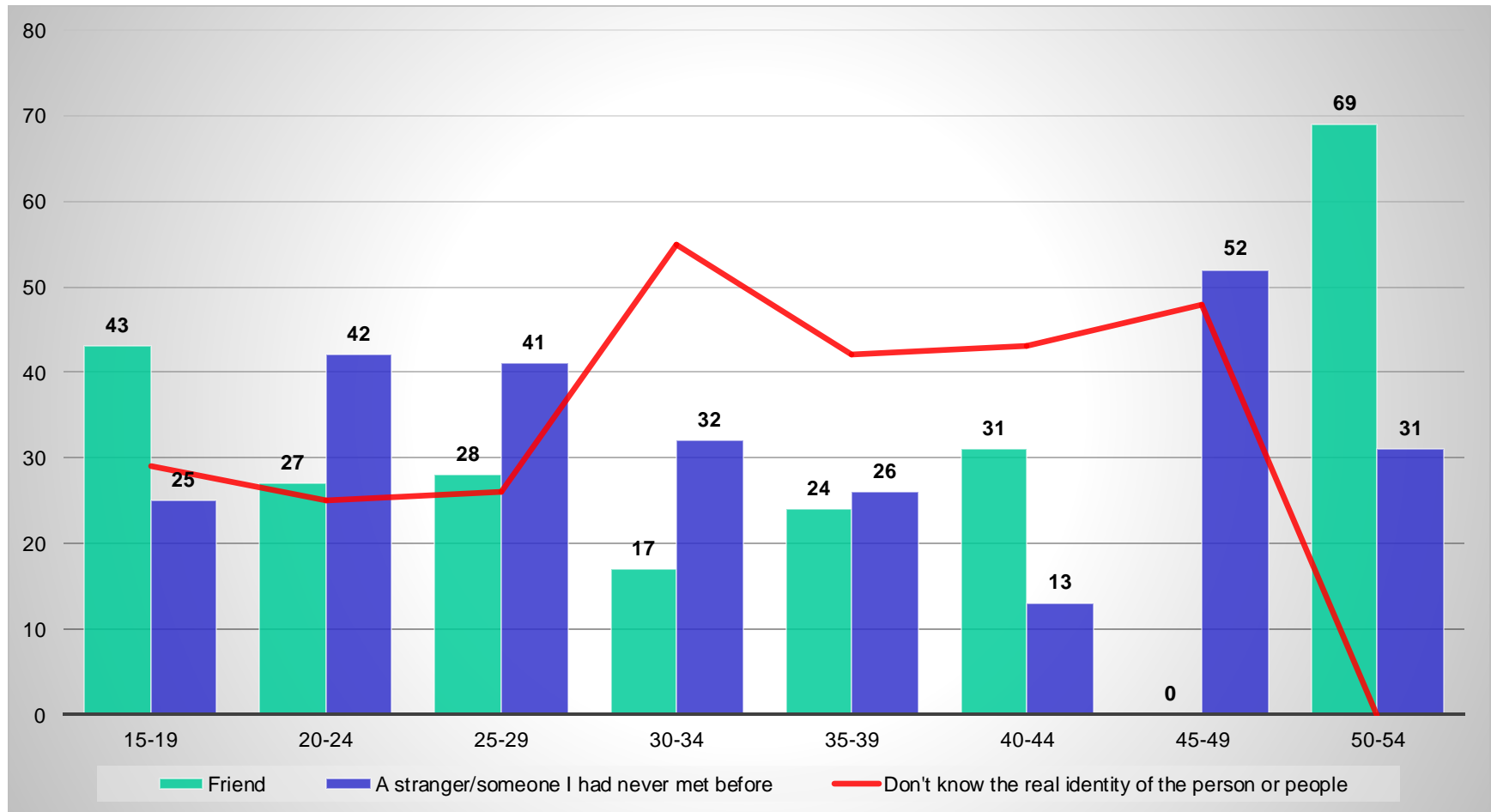


Women who have ever experienced cyber harassment by relationship to perpetrator (%)





Women who have ever experienced cyber harassment by relationship to perpetrator and age group of women (%)





Discussion

- The VAWG survey reveals that about half of the women have ever been involved in online harassment.
- The problem is higher in the rural and among the youth age 18-30.
- This is contrary to what is expected, but the likely explanation could be that there are generally more youth residing in rural areas.
- In this regard, intervention targeting should be done for the youth in general, focusing on social networking sites/apps and text or messaging apps.



Challenges

- The cross-sectional design limited the study of any possible relationships between violence by an intimate partner and health problems or other outcomes.
- The study could not rule out recall bias on some issues, as well as cultural biases in disclosure.
- Available qualitative data is not sufficient to support the interpretation of the quantitative findings.



Lessons learnt

- Rigorous interviewer training contributed to increased disclosure.
- The participatory method used in the development of the protocol and the questionnaire, contributed to effective implementation of the Study, wider ownership and interest.
- Emphasis on ethical and safety concerns contributed to the quality of the data.



THANK YOU